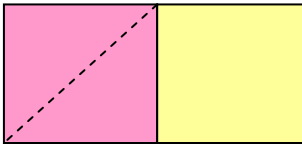


Mystery Quilt – 3

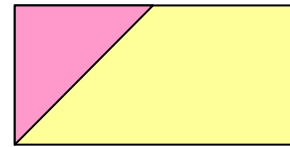
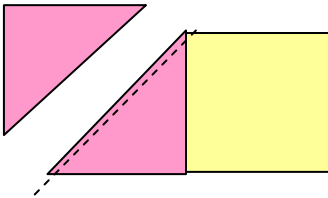
Block Number One Part One

For this set you will need Color A – 20 rectangles (4 ½ X 2 ½), Color B twenty 2 ½ inch squares, Color C – eight 2 ½ inch squares, Color D – twelve 2 ½ inch squares)

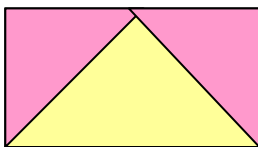
Put one 2 ½ inch square Color B right sides together on top of a rectangle (Color A) and sew along the diagonal.




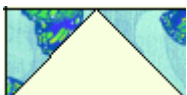

Trim Away the excess leaving ¼ inch seam. Press the triangle to the corner:



Repeat with the other square color B on the other side of the rectangle to make a flying goose unit. It should measure 4 ½ X 2 ½ with seam allowances.



Repeat these steps to make 20 of these units as follows:

10 of these - Color B: 	6 of these - Color D: 	4 of these - Color C: 
---	--	--